







SEASONAL FUNDRAISING

No matter what time of the year it is, you can start your fundraising. Getting a head start is a great idea!



WINTER

-  **GIFT WRAPPING SERVICE**
Set up a gift-wrapping station in a local shopping center, your home or school. Charge a fee for wrapping presents during the holiday season.
-  **CAROLING FOR A CAUSE**
During the holiday season, you can go caroling in the neighborhood and collect donations. This festive event brings joy to the community.



SPRING

-  **EASTER EGG HUNT**
Host an Easter egg hunt in a local park or community space. Charge a small entry fee for participants, and consider hiding special eggs with prizes or treats inside.
-  **SPRING CLEANING**
Have families donate gently used items, and organize a community garage sale. All proceeds can go to your fundraising page.

SUMMER

-  **ICE CREAM SOCIAL**
Set up an ice cream stand at a local park or community center. You can serve ice cream cones or sundaes, and the proceeds can go towards your fundraising.
-  **SUMMER MOVIE NIGHT**
Arrange an outdoor movie night in a park or school yard. Sell tickets and offer refreshments. Consider partnering with local businesses for sponsorships.

FALL

-  **HALLOWEEN COSTUME PARADE**
Host a Halloween costume parade where kids can showcase their costumes. Charge a small fee for participation, and consider organizing a costume contest with prizes.
-  **PUMPKIN CARVING CONTEST**
Hold a pumpkin carving contest. Participants can pay an entry fee and judges can vote for the best pumpkin.